

# INSIDE SI

Halloween Edition

VOLUME 71, ISSUE 3

THE NEWSPAPER OF ST. IGNATIUS COLLEGE PREPARATORY

OCTOBER 31, 2022

## HAPPY HALLOWEEN!


Hello SI! As we begin another spooky school quarter, we're encountering fear in the release of 1st quarter grades, the never ending race toward Thanksgiving break, and of course, impending college application deadlines. But here at *Inside SI*, we have a treat for you all—our Halloween Special Issue! Please help yourself to an array of sweet memories, scary stories, and creative costumes. Bake some cookies, look for your favorite teachers, and find out what the Wildcats' favorite candies are!

-Jeslyn Oum '24, Cayden Tu '24, Ella Liang '23  
Associate Editors-in-Chief


## TEACHERS IN COSTUMES: YEAR TWO

Jeslyn Oum '24

Associate Editor-in-Chief



**MS. BOLAND**



**MR. JOO**



**MR. ESCOBAR**




**SR. SHARON**



**MS. NICKOLAI**



**DR. QUATTRIN**





## HALLOWEEN MAGIC REBOOTED: HOCUS POCUS 2

Cayden Tu '24

Associate-Editor in-Chief

A sequel almost thirty years in the making, *Hocus Pocus 2* continues the holiday humor in the sequel to the similarly named original. The same impressive cast from the 1993 version appears in the sequel, along with famous faces like Tony Hale (*Arrested Development*), Whitney Peak (*Gossip Girl*), and Hannah Waddingham (*Game of Thrones*). With a PG rating, this film provides fun for the entire family. Whether you're getting together with friends or watching with a little brother or sister, *Hocus Pocus 2* is a crowd-pleaser (though be warned that there is some modern-day witchcraft that might be too spooky for little ones).

In this feature film available on Disney + streaming service, the Sanderson Sisters return on Halloween night and are focused on both revenge and power (with a little concern for aging added in as a tribute to the original). The film provides a much-needed back story to the sisters that makes the witches more sympathetic characters and provide additional depth to the otherwise cartoon caricature of the trio. Viewers learn how the Sandersons went from villagers to witches, which also furthers plot points later in the film.

Though the original film is poorly-made but much beloved, *Hocus Pocus 2* was met with ire from critics who felt that it attempted to make a campy Halloween film into a more serious cinematic experience. Despite mixed reviews, the film contains catchy new songs, a somewhat more complex plot, and updates to fans' favorite jokes (yes, one witch still rides a vacuum cleaner- of sorts).

Despite the updates, viewers would benefit from watching the original *Hocus Pocus* first before the sequel to make sense of the story and to appreciate the continuation of humor.



## HALLOWEEN WORD SEARCH

Ethan Lo '24, Justin Lin '24, Andrew Wong '24

Contributing and Managing Editors

### Inside SI Halloween Edition

C	A	U	L	D	R	O	N	M	H	O	T	S	O
T	T	C	I	O	A	R	T	S	O	H	G	I	O
R	S	S	G	C	O	S	T	U	M	E	E	T	C
I	M	P	L	H	R	N	S	D	M	U	M	M	Y
C	C	N	O	K	C	M	H	S	U	S	R	M	L
K	I	C	A	O	R	T	I	E	D	N	C	S	L
O	V	U	O	M	K	L	I	T	E	E	T	C	Y
R	A	I	L	T	T	Y	A	W	R	O	K	M	T
T	M	R	E	M	Y	I	O	U	T	B	A	T	S
R	P	H	A	L	L	O	W	E	E	N	B	O	L
E	I	O	B	L	O	O	D	S	K	U	L	L	S
A	R	S	K	E	L	E	T	O	N	U	A	A	D
T	E	P	T	N	S	E	P	U	M	P	K	I	N
S	P	I	D	E	R	E	U	Y	D	N	A	C	E

PUMPKIN  
CAULDRON  
MUMMY  
WITCH  
SKELETON  
HALLOWEEN  
VAMPIRE  
TRICKORTREAT  
CANDY  
BATS  
COSTUME  
SPOOKY  
GHOST  
SKULLS  
BLOOD  
SPIDER



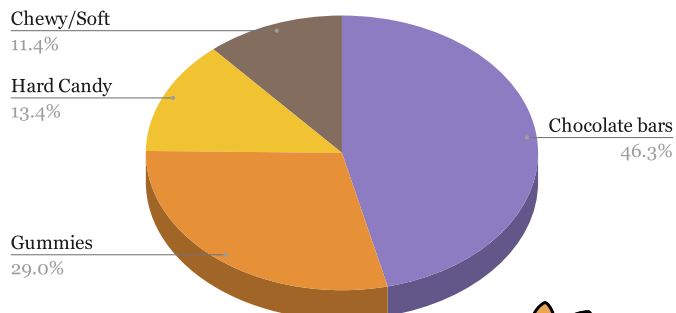


## ST HALLOWEEN SURVEY

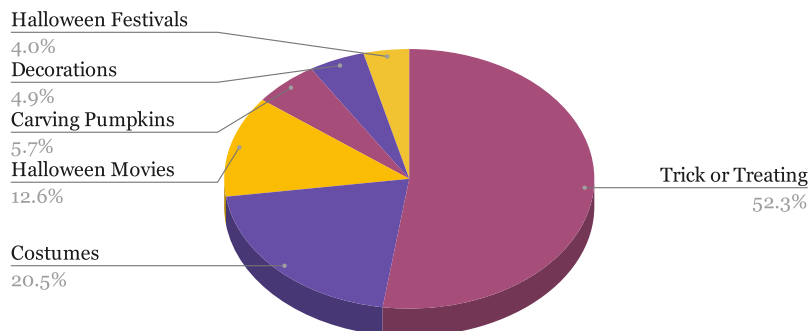


\*based on 405 responses

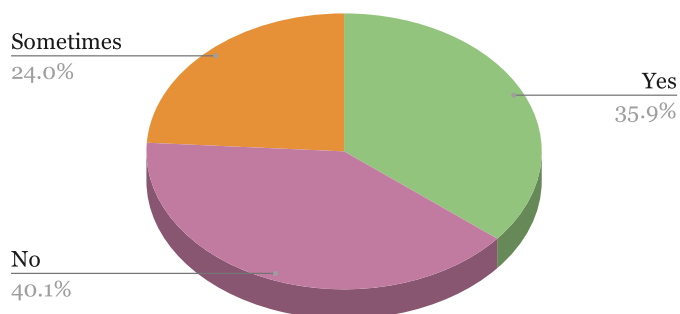
### WHAT CANDY DO YOU PREFER?



### FAVORITE PART OF HALLOWEEN?



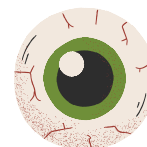
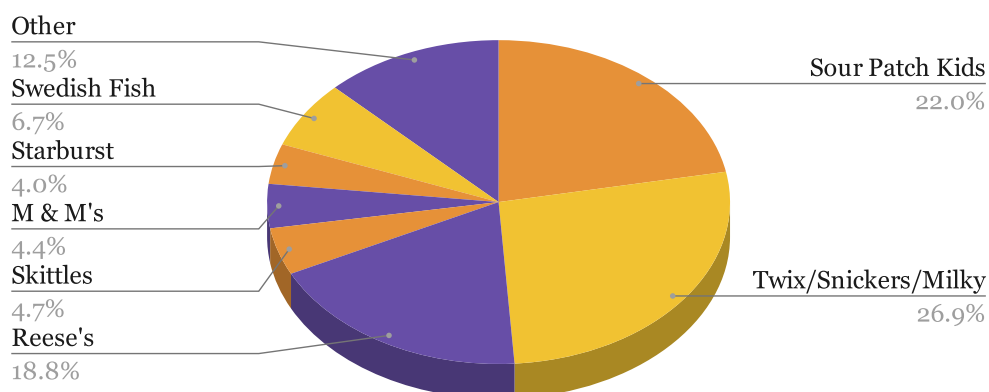
### DO YOU LIKE CANDY CORN?



**BOO!**



### FAVORITE HALLOWEEN CANDY?





## HALLOWEEN SWIRL COOKIES RECIPE

Inspired by Keinworth & Co.

### Ingredients:

- 3 cups all-purpose flour
- 1 tsp baking powder
- ½ tsp salt
- 1 cup butter at room temperature
- 1½ cups granulated sugar
- 2 large eggs
- 2 tsp vanilla extract
- 1 tsp orange gel food coloring – I used electric orange \*see notes for other color combos\*
- 1 tsp black gel food coloring – I used super black \*see notes for other color combos
- Halloween sprinkles if desired



### Instructions:

1. Combine flour, salt & baking powder in a bowl, mix and set aside.
2. In another large mixer bowl, cream together the softened butter & sugar.
3. Once smooth, add the eggs & vanilla and beat well.
4. Add the flour mixture to the butter mixture a little at a time. Mix until the dough is smooth and flour is fully incorporated.
5. Separate your dough into two equal parts.
6. Color one of the portions of dough orange, and one black. Mix the color into the dough until the desired shade of each color. Rinse out the bowl and the beater in between the colors so that you don't cross the colors and end up with something other than the desired color!
7. Once the dough is tinted to the desired color – form it into a ball, then flatten it into a patty and then reshape the edges to form a rectangle.
8. Wrap each flattened rectangle in plastic, and allow the dough to firm up in the refrigerator for about an hour or two.
9. Roll out each ball of dough to about ¼ – ½" thick, and stack them on top of the other (I did orange on the bottom, then black).
10. Trim the edges with a pizza cutter so you have nice, straight edges.
11. If desired – Pour some sprinkles into your hand & brush the outside of the dough with a bit of water and press the sprinkles on the outside of the dough log.
12. Roll the dough into a log, wrap in plastic wrap and chill in the refrigerator for at least 1 hour.
13. Preheat the oven to 350 degrees.
14. Cut the log of dough into ¼ – ½" thick cookies and place the rounds on a parchment lined baking sheet – approx 2 inches apart. The thinner the blade used to slice them, the better. A thick blade will squish the dough.
15. Bake at 350 for 10-12 minutes, or until no longer shiny on top

## TRICKS AND TREATS

Hi SI! Beware of the Halloween spirits that are roaming the halls from the dreaded midterms to the deans spooky calls. Here are the Tricks & Treats we experience at SI in a friendly list to help guide you through the Halloween festivities!

- Trick – taking a three hour long PSAT Test
- Trick – having homework over the quarter break
- Trick – signing up for AP Exams
- Trick – getting detention for being one minute late to class
- Trick – getting to the bathroom during passing periods
- Trick – Canterbury Tales...that's it
- Trick – thinking about the molecular structure of sugar every time you see Halloween candy #TheEffectsofAPBio



- Treat – snacks in Campus Ministry
- Treat – watching the Women's volleyball team win the first game of the Bruce
- Treat – having early college applications submitted
- Treat – having 1st or 7th period resource
- Treat – playing in the Women's Flag Football game



## IS SOLO THE WAY TO GO?

Shay Moriarty'25

Contributing Editor

Halloween is arguably the scariest day of the year, what with haunted spirits surrounding the dark sky and killer clowns in dark alleys. Even though these taunting things should be frightening, I am more intimidated of being stranded without a group costume.

People look forward to dressing up as the hot new characters of that year, in new and creative costumes, or even as a classic ghost. But Halloween has evolved into a day of high social anxiety and tears for the person who decided to go solo.

Friend groups race to find the perfect group costume that will set them apart from all the other space cowgirls and frat boys on their VSCO feed.

But what is worse than not having the perfect idea for a mainstream group costume? Well it is showing up with no other people who are matching by your side.

Additionally, the feeling of showing up at your friend's house to find that you weren't included in the group costume is enough reason to call your mom to take you home. But something even worse is the group pictures that will most definitely show up on some form of social media there to remind you. Do you dare to ask one of your friends to get in a picture with you? Even worse, do you just take one by yourself?

The once innocent and exciting memory of brainstorming your costume is over because now it is just a way to weed you out of the ever so frightening holiday that is Halloween.



MEMES

Lily Sheehan'23

Contributing Editor

Seniors on Halloween finishing their common app for the November 1st due date



The lunch ladies handing over the warm common cookies



When I get my canvas notification that my midterm has been graded



## CULTURAL FOLKTALES

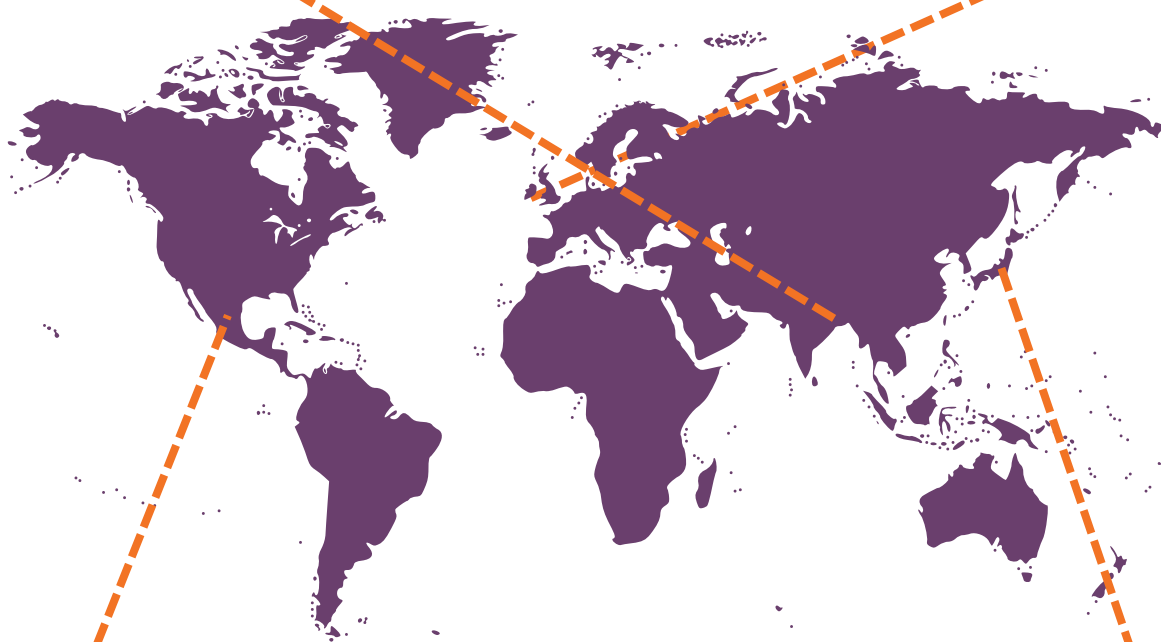
Ella Liang '23 & Alexandra Vivas '23

Associate Editor-in-Chief & Contributing Editor

The Skondhokats are ghosts from Bengali folktales. Thought to have been people decapitated in a train crash, these vengeful creatures haunt the areas around railways




The origins of Halloween can be traced back to Celtic festival Samhain. The Celts lived in what is now Ireland, the U.K. and northern France. The Celtic people believed that on this day, the divide between living and dead was blurred.



La Llorona is a Latin American story of a woman who spends eternity mourning her children that drowned. She searches for her children, their bones or kidnaps children that resemble hers. Although there are many different versions all have a commonality of a woman screeching and crying while searching for children.



The oni are a Japanese folktale. They are said to be demon like creatures that are cruel and strong. Although typically portrayed as evil, there are variation in which the oni are used for punishment and not unjustified evil.





# MOST MEMORABLE HALLOWEEN COSTUMES





---

# BE ON THE LOOKOUT FOR THE NEXT EDITION OF INSIDE SI COMING OUT LATER THIS WEEK!

VOLUME 71 ISSUE 3  
OCTOBER 31, 2022

**ASSOCIATE EDITORS IN CHIEF:** Ella Liang '23, Cayden Tu '24, Jeslyn Oum '24

**MANAGING/CONTRIBUTING EDITORS:** Alexandra Vivas '23, Shay Moriarty '25, Lily Sheehan '23, Ethan Lo '24, Justin Lin '24, Andrew Wong '24

**BENEVOLENT CENSORS:** Ms. Jaqueline Boland & Ms. Carole Nickolai