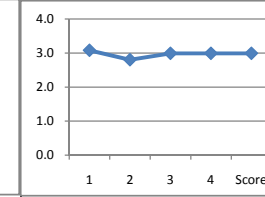
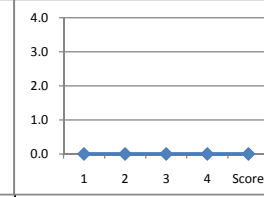
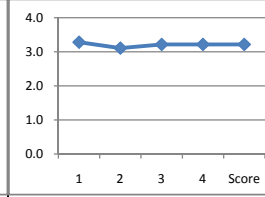
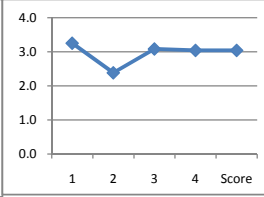
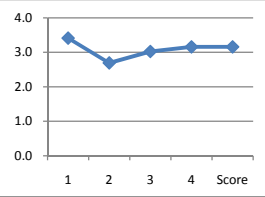


Student ID	1st Semester Score	1st Semester Grade	Unit 1: Kinematics							Unit 2: Newton's Laws							Unit 3: Conservation Laws							Unit 4: Rotational Motion							Unit 5: AP Science Laboratory							1st Sem Final Exam	Diagnostic Score	Student ID	1st Semester Score	1st Semester Grade
			1	2	3	4	Floor	Score	Mark	1	2	3	4	Floor	Score	Mark	1	2	3	4	Floor	Score	Mark	1	2	3	4	Floor	Score	Mark	1	2	3	4	Floor	Score	Mark					
114186	2.86	B	2.9	2.1	3.0	-	3.0	3.0	B	2.8	3.2	3.0	-	3.0	3.0	B	2.9	3.5	-	-	-	3.2	B	-	-	-	-	-	-	-	2.7	1.6	-	-	-	2.1	C	114186	2.86	B		
114136	3.47	B+	4.0	3.0	3.3	-	3.0	3.4	B+	4.0	2.3	3.7	-	3.5	3.5	A-	4.0	3.1	-	-	-	3.5	A-	-	-	-	-	-	-	4.0	3.0	-	-	-	3.5	A-	114136	3.47	B+			
114361	2.17	C	2.6	2.1	1.7	-	-	2.1	C	3.5	1.5	2.3	-	-	2.4	C+	2.3	2.3	-	-	-	2.3	C+	-	-	-	-	-	-	2.0	1.7	-	-	-	1.8	C	114361	2.17	C			
115688	2.83	B	3.1	2.0	1.8	-	-	2.3	C+	3.8	1.4	3.3	-	3.0	3.0	B	4.0	2.3	-	-	-	3.2	B	-	-	-	-	-	-	3.3	2.6	-	-	-	3.0	B	115688	2.83	B			
114245	3.21	B	4.0	2.4	2.9	-	-	3.1	B	4.0	1.7	3.2	-	3.0	3.0	B	3.4	3.0	-	-	-	3.2	B	-	-	-	-	-	-	4.0	3.4	-	-	-	3.7	A	114245	3.21	B			
114212	2.55	B-	3.6	2.5	2.8	-	-	3.0	B	3.5	1.7	1.8	-	-	2.3	C+	2.9	2.1	-	-	-	2.5	B-	-	-	-	-	-	-	2.0	2.7	-	-	-	2.3	C+	114212	2.55	B-			
114116	2.90	B	3.4	2.7	2.7	-	-	2.9	B	3.5	3.0	2.7	-	-	3.1	B	4.0	2.6	-	-	-	3.3	B+	-	-	-	-	-	-	2.0	2.3	-	-	-	2.2	C	114116	2.90	B			
114109	3.15	B	4.0	2.6	3.3	-	3.0	3.3	B+	2.5	1.8	3.2	-	3.0	3.0	B	4.0	3.2	-	-	-	3.6	A-	-	-	-	-	-	-	2.7	2.8	-	-	-	2.7	B	114109	3.15	B			
114175	3.17	B	4.0	2.8	3.2	-	3.0	3.3	B+	3.8	3.2	3.1	-	3.0	3.4	B+	4.0	3.5	-	-	-	3.8	A	-	-	-	-	-	-	2.0	2.0	-	-	-	2.0	C	114175	3.17	B			
114251	2.89	B	3.4	3.4	3.2	-	3.0	3.3	B+	2.8	3.6	2.7	-	-	3.0	B	2.6	3.5	-	-	-	3.0	B	-	-	-	-	-	-	1.3	2.7	-	-	-	2.0	C	114251	2.89	B			
114115	3.52	A-	3.9	2.9	3.0	-	3.0	3.3	B+	3.8	2.5	3.7	-	3.5	3.5	A-	4.0	3.4	-	-	-	3.7	A	-	-	-	-	-	-	4.0	3.4	-	-	-	3.7	A	114115	3.52	A-			
114204	3.54	A-	3.9	3.4	2.8	-	-	3.3	B+	4.0	3.3	3.7	-	3.5	3.7	A	3.4	3.3	-	-	-	3.4	B+	-	-	-	-	-	-	4.0	3.5	-	-	-	3.8	A	114204	3.54	A-			
114438	2.95	B	3.1	2.5	2.5	-	-	2.7	B	3.3	1.2	3.2	-	3.0	3.0	B	3.1	3.2	-	-	-	3.2	B	-	-	-	-	-	-	2.7	3.3	-	-	-	3.0	B	114438	2.95	B			
114211	3.44	B+	3.9	2.8	3.6	-	3.5	3.5	A-	4.0	2.6	3.5	-	3.5	3.5	A-	3.7	3.6	-	-	-	3.7	A	-	-	-	-	-	-	2.7	3.3	-	-	-	3.0	B	114211	3.44	B+			
114304	2.89	B	1.1	2.9	3.8	-	3.5	3.5	A-	0.5	3.3	3.3	-	3.0	3.0	B	0.6	2.8	-	-	-	1.7	C	-	-	-	-	-	-	2.7	3.3	-	-	-	3.0	B	114304	2.89	B			
114325	3.02	B	3.9	2.8	2.8	-	-	3.1	B	4.0	2.3	2.5	-	-	2.9	B	2.9	2.9	-	-	-	2.9	B	-	-	-	-	-	-	4.0	2.3	-	-	-	3.2	B	114325	3.02	B			
114401	3.55	A-	4.0	3.2	3.7	-	3.5	3.6	A-	3.5	2.4	3.7	-	3.5	3.5	A-	4.0	3.4	-	-	-	3.7	A	-	-	-	-	-	-	4.0	2.8	-	-	-	3.4	B+	114401	3.55	A-			
114119	3.65	A-	4.0	3.4	3.5	-	3.5	3.6	A-	4.0	2.5	3.8	-	3.5	3.5	A-	4.0	3.7	-	-	-	3.9	A	-	-	-	-	-	-	4.0	3.3	-	-	-	3.7	A	114119	3.65	A-			
114270	2.53	B-	1.1	2.5	3.5	-	3.5	3.5	A-	0.0	2.6	2.3	-	-	1.6	C-	1.1	3.6	-	-	-	2.3	C+	-	-	-	-	-	-	2.7	2.7	-	-	-	2.7	B	114270	2.53	B-			
114222	2.89	B	3.9	1.7	2.6	-	-	2.7	B	3.3	1.7	2.3	-	-	2.4	C+	4.0	2.9	-	-	-	3.5	A-	-	-	-	-	-	-	4.0	2.6	-	-	-	3.3	B+	114222	2.89	B			
114202	3.70	A	4.0	3.3	3.8	-	3.5	3.7	A	4.0	2.8	3.7	-	3.5	3.5	A-	4.0	3.8	-	-	-	3.9	A	-	-	-	-	-	-	4.0	3.5	-	-	-	3.8	A	114202	3.70	A			
AVERAGE	3.10	B	3.4	2.7	3.0	3.2		3.16	B	3.3	2.4	3.1	3.0		3.04	B	3.3	3.1	3.2	3.2		3.22	B	-	-	-	-	-	-	3.1	2.8	3.0	3.0	2.99	B	-	-	AVERAGE	3.10	B		



Mark	Grade	AP Phys C	AP Sci Lab
0.00	F	0	0
0.50	D	0	0
1.50	C-	0	0
1.70	C	1	5
2.30	C+	0	1
2.50	B-	2	0
2.70	B	11	7
3.30	B+	2	2
3.50	A-	4	1
3.70	A	1	5
3.95	A+	0	0

Pred. AP Pass Rate 95%

